



June Patch of the Month Amazon Video Tour Activity



Want to see the future now? Get an insider's view of an Amazon Fulfillment Center. Do hands-on activities while you watch!

Tour an Amazon fulfillment center and see STEM in action.



About Patch of the Month

Looking for some additional fun activities for your troop or just to do on your own? Each month, girls can discover, connect, and Take Action in a specific subject area. Hands-on activities are available for all Girl Scout levels and can be done at meetings, as a pre-meeting activity, or as an at-home project.


Patch of the Month programs provide Girl Scouts an opportunity to enjoy a variety of activities while earning a fun patch. Patch programs are available to Girl Scouts of all grade levels. Completing patch programs can help complete a Journey and may satisfy requirements for certain badges. It's not necessary to complete the patch programs in the months specified—they can be completed at any time! All fun patches are placed on the back of the vest or sash.

Patch of the Month Evaluation

Once you have completed the program activities, please be sure to fill out the [Patch of the Month Evaluation](#).

How to Order Patches

Visit the GSK Shop in-person or use the GSK Shop Order Form by clicking [here](#) to purchase your patch for \$1.00 each!



Amazon Video Tour Activity



Explore the Amazon fulfillment centers and complete this fun activity!
You will need approximately 15 minutes to finish.

Materials Needed:

- Computer, tablet, or smartphone with Wi-Fi
- Pencil, colored pencils, or markers
 - Daisies, Brownies, and Juniors: Amazon Tour Journal (download and print out)

Steps

Daisies

- Watch the video and complete the activities at the website below.
You can skip stop 2 (Create algorithms)
 - <https://bit.ly/amazontourgs>

Brownies and Juniors

- Watch the video and complete the activities at the website below:
 - <https://bit.ly/amazontourgs>

Cadettes, Seniors, and Ambassadors

- Watch the video and complete the activities at the website below
 - <https://bit.ly/amazontourcsa>




Wrap Up: How do you see yourself in the future?

The Future of YOU.

What exciting thing did you learn today? Did you imagine yourself working with robots? Designing workstations? Writing computer code?

Draw yourself in a future career or draw your favorite thing you learned today.




Amazon Video Tour Journal

Peek inside Amazon and see cool robots and computers helping people. Follow along and get hands-on with this Tour Journal.

Stop 1: Organize Things

Amazon **organizes** both things and information. It helps them get people the items they order.

How do you organize things? You might organize things based on size, color, or how often you use them. Write about or draw a way you organize things.




Fold here

Stop 2: Create Algorithms

Amazon's computers and robots use **algorithms** to get things done.

An algorithm is a list of steps to complete a task. Computers and robots can follow an algorithm written in a code. That's a language computers understand.

Write or draw the steps you follow to get ready for school or for bed here.



Stop 3: Design Your Dream Workstation

Amazon's **workstations** are specially designed. They help employees be efficient, safe, and comfortable while filling orders.

Imagine you can build your dream workstation for homework or doing a craft. What would you include to help you focus or to stay comfortable? How would your workstation help you be more efficient?

Step 4: Imagine a New Way to Deliver Packages

The last step in getting customers their products is **delivery**.

Can you imagine a robot bringing a package to you? Draw an electric delivery vehicle or robot here.

