

# 2025 Treasurer's Report

To be presented at the 2026 Annual Meeting  
by Theresa Batliner

# Assets

Assets	2024	2025
Cash	\$460,737	\$412,262
Accounts receivable	\$6,710	\$76,610
Promises to give, net	\$102,965	\$2,700
Grants receivable	\$143,694	\$81,000
Prepaid expenses	\$75,891	\$126,158
Inventories	\$160,934	\$126,993
Investments	\$9,140,721	\$9,183,686
Beneficial interests in perpetual trusts	\$2,624,873	\$2,895,332
Land, buildings and equipment, net	\$7,855,848	\$8,259,968
Right of use asset - finance leases, net	\$37,064	\$26,474
Right of use asset - operating leases, net	—	—
<b>Total Assets</b>	<b>\$20,609,437</b>	<b>\$21,191,183</b>



# Liabilities and Net Assets

Liabilities	2024	2025
Accounts payable and accrued expenses	\$141,055	\$191,263
Accrued vacation	\$222,843	\$234,618
Custodial funds	\$39,948	\$52,276
Deferred revenue	\$96,492	\$90,183
Security deposit	\$14,523	\$14,523
Notes payable	\$2,795,945	\$2,795,945
Lease liabilities - finance leases	\$38,395	\$28,050
Lease liabilities - operating leases	\$ —	\$ —
<b>Total Liabilities</b>	<b>\$3,349,201</b>	<b>\$3,406,858</b>

## Total Liabilities and Net Assets:

2024: \$20,609,437

2025: \$21,191,183

Net Assets	2024	2025
<i>Without donor restrictions</i>		
Undesignated	\$4,736,751	\$4,630,012
Board designated	\$524,823	\$562,577
Land, buildings and equipment, net of mortgage	\$5,059,903	\$5,464,023
<b>Total Net Assets without Donor Restrictions</b>	<b>\$10,321,477</b>	<b>\$10,656,612</b>

Net Assets	2024	2025
<i>With donor restrictions</i>		
Restricted by purpose or time	\$3,106,777	\$3,012,364
Restricted in perpetuity	\$3,831,982	\$4,115,349
<b>Total Net Assets with Donor Restrictions</b>	<b>\$6,938,759</b>	<b>\$7,127,713</b>
<b>Total Net Assets</b>	<b>\$17,260,236</b>	<b>\$17,784,325</b>



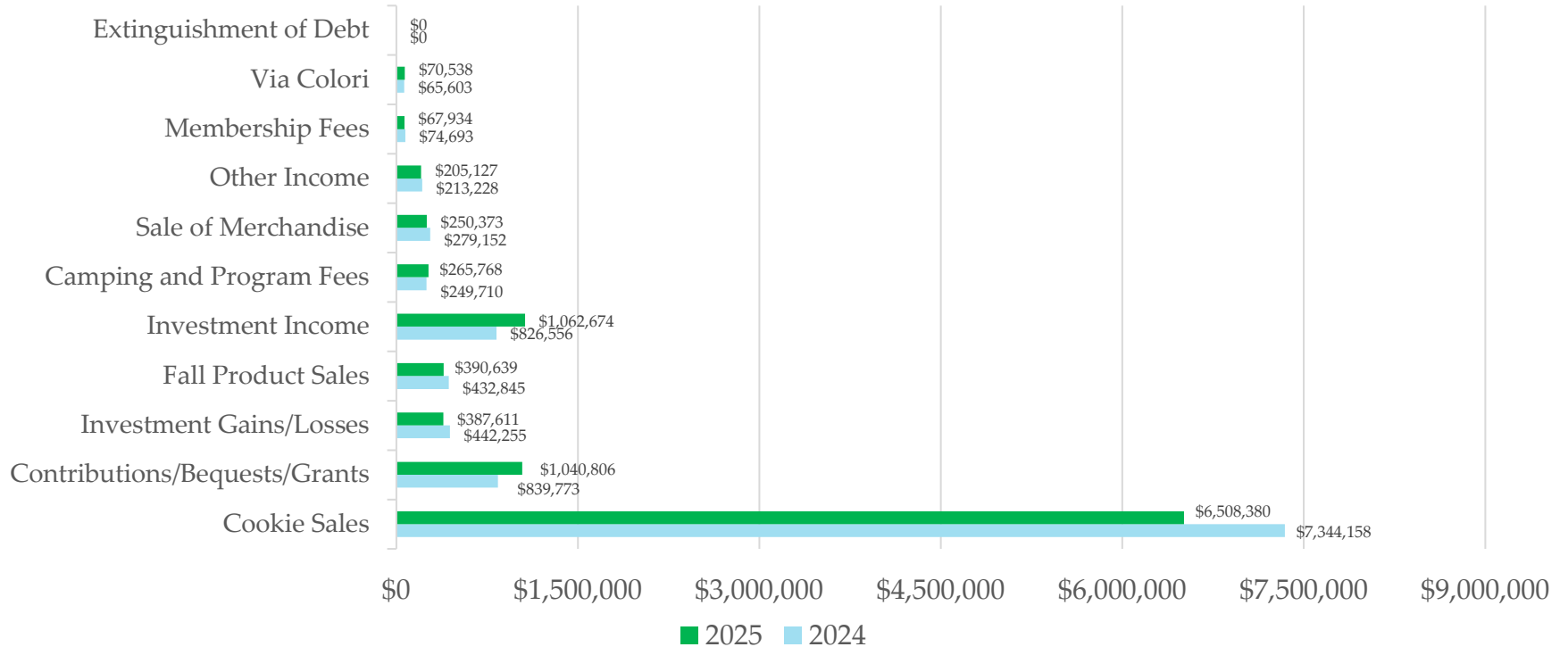
# Analysis of Total Revenue

2024	Amount	Percent
Contributions/Bequests/ Grants	\$839,773	7.8%
Via Colori	\$65,603	0.6%
Cookie Sales	\$7,344,158	68.2%
Fall Product Sales	\$432,845	4.0%
Camping and Program Fees	\$249,710	2.3%
Membership Fees	\$74,693	0.7%
Sales of Merchandise	\$279,152	2.6%
Investment Income	\$826,556	7.7%
Investment Gains and Losses	\$442,255	4.1%
Extinguishment of Debt	—	0%
Other Income	\$213,228	2.0%
<b>Total</b>	<b>\$10,767,973</b>	<b>100%</b>
<b>Per Audited FS</b>	\$7,676,179	
<b>Add direct costs of revenue</b>	\$3,091,794	
	<b>\$10,767,973</b>	

2025	Amount	Percent
Contributions/Bequests/ Grants	\$1,040,806	10.2%
Via Colori	\$70,538	0.7%
Cookie Sales	\$6,508,380	63.5%
Fall Product Sales	\$390,639	3.8%
Camping and Program Fees	\$265,768	2.6%
Membership Fees	\$67,934	0.7%
Sales of Merchandise	\$250,373	2.4%
Investment Income	\$1,062,674	10.4%
Investment Gains and Losses	\$387,611	3.8%
Extinguishment of Debt	\$ —	0%
Other Income	\$205,127	2.0%
<b>Total</b>	<b>\$10,249,850</b>	<b>100%</b>
<b>Per Audited FS</b>	\$7,328,612	
<b>Add direct costs of revenue</b>	\$2,921,238	
	<b>\$10,249,850</b>	



# Analysis of Total Revenue



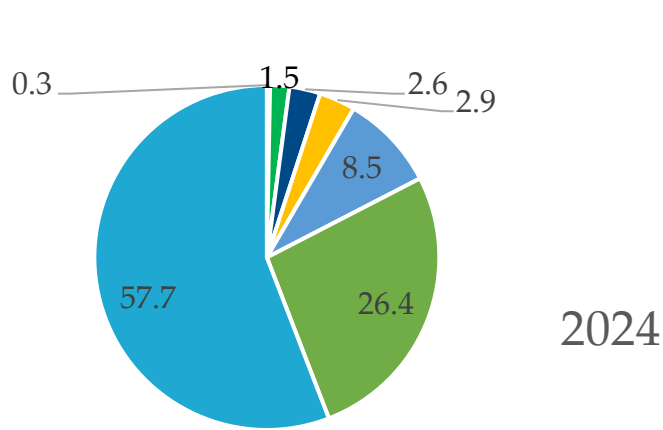
# Analysis of Total Expenses

2024	Amount	Percent
Via Colori	\$33,354	0.3%
Cookie Sales	\$2,616,077	26.4%
Fall Product Sales	\$290,249	2.9%
Sale of Merchandise	\$151,934	1.5%
Program Services	\$5,714,516	57.7%
Management and General	\$843,656	8.5%
Fundraising	\$255,926	2.6%
<b>Total</b>	<b>\$9,905,892</b>	<b>100%</b>
<b>Per Audited FS</b>	\$6,814,098	
<b>Add back direct costs</b>	\$3,091,794	
	<b>\$9,905,892</b>	

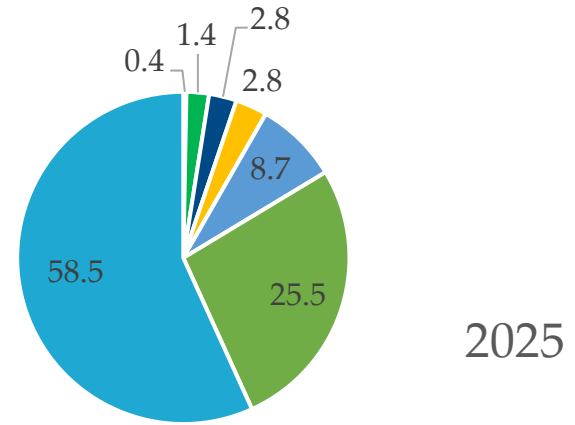
2025	Amount	Percent
Via Colori	\$38,208	0.4%
Cookie Sales	\$2,480,318	25.5%
Fall Product Sales	\$269,163	2.8%
Sale of Merchandise	\$133,549	1.4%
Program Services	\$5,692,795	58.5%
Management and General	\$843,015	8.7%
Fundraising	\$268,713	2.8%
<b>Total</b>	<b>\$9,725,761</b>	<b>100%</b>
<b>Per Audited FS</b>	\$6,804,523	
<b>Add back direct costs</b>	\$2,921,238	
	<b>\$9,725,761</b>	



# Analysis of Total Expenses



- Via Colori
- Fundraising
- Management/General
- Program
- Merchandise
- Fall Product
- Cookies



- Via Colori
- Fundraising
- Management/General
- Program
- Merchandise
- Fall Product
- Cookies

