



Girl Scouts Give



Support your Girl Scout sisters through investments
of your time, talent, and treasure!

*A patch program for all
ages presented by Girl
Scouts of Kentuckiana
Fund Development Team.*



Introduction

Dear Girl Scout,

We believe Girl Scouting is for every girl, regardless of her circumstances or her family's financial situation.

The purpose of the Girl Scouts Give patch program is to help you understand the importance of supporting your Girl Scout Sisters through investments of your TIME, TALENT, and TREASURE. Learn ways to be a philanthropist, how to be a sister to every Girl Scout, why donating to Girl Scouts is important, and how to use things you're doing every day to create good.

The Girl Scouts Give patch program is open to all Girl Scout grade levels – Daisy through Ambassador. Complete the activities from each section to earn the Girl Scouts Give patch. Once you complete the Girl Scouts Give patch program, email Dusty Siravo (dsiravo@gskentuckiana.org) to receive your free patch in the mail!

So, without further ado, let's go—be a sister to every Girl Scout!

**Philanthropy:
the love of (wo)mankind.**

**Or, according to the Brownie
Philanthropist badge:**

**“Philanthropist? That's just a
big word for someone who
makes sure people have what
they need!”**

*Materials for this patch program
are graciously used with consent
by Girl Scouts - North Carolina
Coastal Pines.*

Questions?

Please reach out to the GSK Fund Development Team:

Dusty Siravo:
dsiravo@gskentuckiana.org



The Girl Scout Law

Begin with reciting the Girl Scout Law. Then, think about why it's important for all girls to have a chance to be Girl Scouts.

Option 1:

How can we use parts of the Girl Scout Law to practice this (i.e.: considerate & caring, courageous & strong, respect myself & others, make the world a better place, be a sister to every Girl Scout)? Write or draw ways you can be a sister to every Girl Scout.

Option 2:

Being a sister to every Girl Scout is also critical in tough times. Do you know how you can help in case of an emergency? For example, in the past, Girl Scouts have led donation drives to help people affected by tornadoes. Brainstorm what you might do next time there is a crisis that affects our state. How might you help Girl Scouts in another part of the country if they have an emergency? What are some ways you can help Girl Scouts who need it in general?



I will do my best to be
honest and fair,
friendly and helpful,
considerate and caring,
courageous and strong, and
responsible for what I say and do,
and to
respect myself and others,
respect authority,
use resources wisely,
make the world a better place,
and
be a sister to every Girl Scout.

Your Girl Scout Portrait

Read the following passage and then draw or list your three favorite Girl Scouts memories.



Girl Scouts prepare for fun, friendship, and new adventures while making the world a better place.

Girl Scouts look at our world and take action to change it for the better. They make friends, challenge themselves with new experiences, write their own stories, and develop the skills and confidence to say, “I know I can do this!”

When you think of Girl Scouts, you might think cookies, campfires, and friendship bracelets. And sure, those things are all part of this exciting, life-altering journey, but there’s so much more to it! Girl Scouts are big thinkers, groundbreakers, and role models. They design robots, start garage bands, and improve their communities—and yes, they sell the best cookies on the planet.

Everything a Girl Scout does—whether it’s climbing mountains, speaking her mind, or dreaming up new technology—has been developed especially for, and is tested by, girls. Girl Scouts is a world where girls can do, and be, whatever they dream. Girl Scouts is for girls who want to change the world, run a business, speak up for others, explore the outdoors, and/or soar with STEM.



Take it to the next step and draw a picture of yourself! Be sure she looks like you and represents one of your favorite Girl Scout activities/badges/events and write one fun fact/sentence that describes you.

The Importance of Inclusion

Option 1:

Earlier, you drew a picture that represents you and your favorite part of Girl Scouts. Now, it’s time to create a sister picture to share what you learned about inclusion. This avatar should come from a different community (such as rural vs urban), a different family structure, or be interested in different Girl Scouting activities. Be sure to show her favorite part of Girl Scouts or something she hopes to do because of Girl Scouts through your drawing and her fun fact! Share your picture and fun fact with your troop or a parent.

Option 2:

Learn what every person needs. Create a list of the things you use every day from the time you wake up until the time you go to bed. Then divide your list into two sides: “Things I Need” and “Things I Want.” Then ask your family to help you answer this question: what are things every person on the planet needs? Do you have things in your house that were once needs or wants that you no longer need or want? Would someone else think of them as needs? What could you do with those things?




Learn About Philanthropy

Option 1:

Watch the Girl Scouts - North Carolina Coastal Pines [Culture of Philanthropy #101](#) video. This video is led by their council's Fund Development Team, the team responsible for fundraising and philanthropy at Girl Scouts. Remember all of the great things about Girl Scouts we talked about in earlier? Many Girl Scout activities and programs you love wouldn't happen without the support of donors. Watch the video to learn:

- What is a donation?
- What are examples of giving your time, talent and treasure?
- What is the fund development team's job at GS-NCCP?
- Who gives money to GS-NCCP?
- How does GS-NCCP raise money?
- How does GS-NCCP help make sure all girls can be Girl Scouts?



Option 2:

Get to know a Girl Scouts of Kentuckiana donor! Fill out the [Girl Scouts Give Pen Pal Request Form](#) to be matched to a local philanthropist who supports our council. Once you're matched, send them a letter or email to learn why they support Girl Scouting, what other causes are important to them, and how they decide where to give their time, talent, and treasure.

Option 3:

Conduct a Q&A call with a member of GSK's fund development team. Here are a few ideas of what you can talk about:

- Share what you learned about donations – what is a donation? What does it mean to contribute your time, talent and treasure?
- Ask: What is your job at GSK?
- Ask: Who gives money to GSK?
- Ask: How does GSK fundraise?
- Ask: How does GSK use those resources to support financial assistance?

Option 4:

Learn about a famous philanthropist. Research a famous philanthropist, living or dead. What did they support with their philanthropy? How did their philanthropic interests reflect their careers or passions? Do they have their own foundation? If so, what kind of work does it do? Create a collage or presentation about what you learned to share with your troop or parents. Bonus: See if you can find a way to contact the philanthropist or their foundation. Write them a letter or email about what you're learning about philanthropy and ask for their advice on how you can become a philanthropist and make a difference. If you get a response, make sure to share it with us!



Make a Plan

Now it's time to determine how you're going to take everything you learned and put it into action. Think back to your brainstorming activity about ways you can be a sister to every Girl Scout. Are there any you want to try as part of your action plan?

Option 1:

Remember your favorite Girl Scout memories you listed before? Your troop can make a donation to make sure other girls get a chance to have similar experiences. Consider adding up the experiences you love in order to determine how much you want to donate - Start with her membership: \$25; for every activity: add \$25; for every event, trip or project: add \$50; to help send her to summer camp: add \$150. Then, discuss how you'll save and earn money to pay on your pledge.

Use the troop goal-setting worksheet to help.

Alternatively, each girl can determine her contribution and roll it up to make your troop's pledge. Use the girl goal-setting worksheet to help. Ideas can include: "bringing \$1 to every meeting", "using some allowance money", "using some of my savings", "doing my chores and some extra things like washing a car." Have them give one copy to you and keep one to share with their parents. Make a Girl Scouts Give "piggy bank" to bring to troop meetings to collect their contributions. Encourage a different girl to take the bank home after each meeting to practice responsibility.


Option 2:

Create a presentation on what you learned about Girl Scouts across GSK, philanthropy, and giving back to share with your friends and family. Invite them to your next troop meeting, or each girl can share it at home. Pro tip: Consider asking parents to match what the girls have decided to contribute.



Closing

Complete the Girl Scouts Give So All Girls Can signs & take a picture (individually and/or as a troop). If applicable, complete your troop's pledge to give other local girls a Girl Scout experience.



Troop Leaders: Please consider sharing your work (the drawings, action plan, etc.) and pictures with Dusty Siravo (dsiravo@gskentuckiana.org), so we can give a shout out to your troop! You can also share letters from your Pen Pals. Spreading the story of your troop's philanthropy will encourage more troops to pursue the Girl Scouts Give patch program!



Girl Scouts Give



Support your Girl Scout sisters through investments of your time, talent, and treasure!

Thank you for helping your fellow Girl Scouts through a donation to Girl Scouts Give! This worksheet is designed to guide your troop as you determine the pledge amount that's right for you. The strategies outlined below are suggestions; you are not required to use them and are welcome to use other strategies that fall within council guidelines. We recommend you use this sheet along with the Girl Goal Setting Worksheet to lead your girls in a discussion on how they'd like to give. If you'd like help with these or other money-earning strategies, reach out to Dusty Siravo: dsiravo@gskentuckiana.org.

Troop #: _____ **Area:** _____

Our troop plans to raise money to support other Girl Scouts by collecting:

- \$ _____ from girls in our troop
- \$ _____ match from girls' families
- \$ _____ of our product sales (or _____ %)
- \$ _____ from a troop money-earning activity
- \$ _____ in our troop's Girl Scouts Give piggy bank

Total Pledge: \$ _____

Please submit this form to Dusty Siravo: dsiravo@gskentuckiana.org.

Girl Scouts Give



Support your Girl Scout sisters through investments of your time, talent, and treasure!

Thank you for helping your fellow Girl Scouts through a donation to Girl Scouts Give! This worksheet is designed to help you determine the donation amount that's right for you. The ideas on this sheet are just suggestions; you don't have to do these things and are welcome to raise money in other ways. Talk to your Troop Leaders or parents for more advice and ideas. Keep one copy of this sheet and give the other to your Troop Leader.

Name: _____ GS Grade Level: _____

I want to raise money to support other Girl Scouts by giving:

- \$ _____ from my allowance/birthday money
- \$ _____ from collecting and saving coins
- \$ _____ from money I earned babysitting, doing chores, etc.
- \$ _____ from other approved money-earning activity

Total Pledge: \$ _____

Girl Scouts Give



Support your Girl Scout sisters through investments of your time, talent, and treasure!

Our troop promises to be a sister to every Girl Scout.

Troop Information

Troop Number: _____

Girl Scout Troop Level: _____

County/Area: _____

Name*: _____

Phone*: _____

Email*: _____

*Consider designating a parent to be your main point of contact

Our Total Promise: \$ _____

Return this form to your Dusty Siravo, by mail to:
Girl Scouts of Kentuckiana
2115 Lexington Road
Louisville, KY 40206
or email to dsiravo@gskentuckiana.org.